

*Please note this summary does not currently include all Scope 3 emissions. More categories will be



Scope 1 & 2 emissions

1026 tCO₂e

Electricity used

2,364,007 kWh

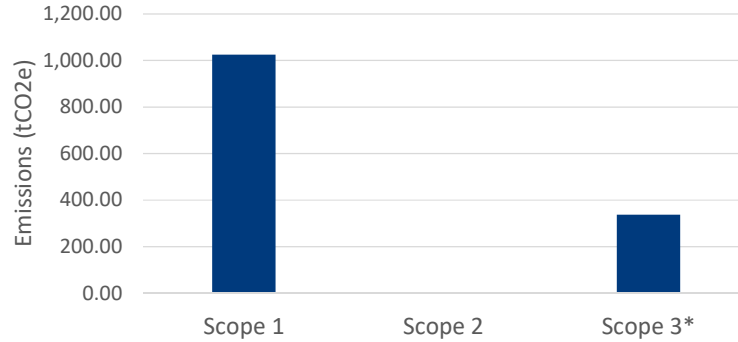
Emissions per 100 students

202 tCO₂e

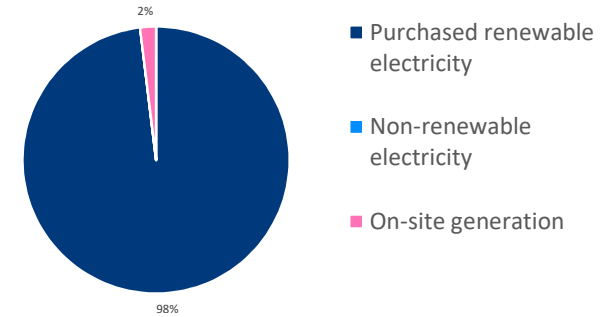
Emissions per 1000m²

27 tCO₂e

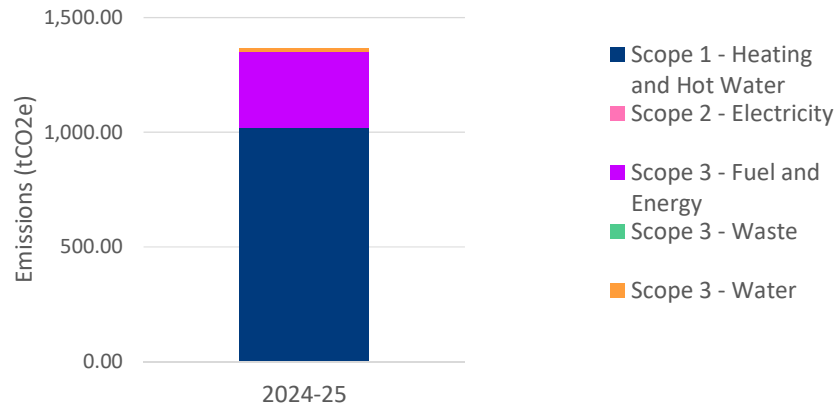
Total Emissions per Scope



Electricity Used by Source



Emissions by Category



Scope 3 Emissions by Category

