



St John's College  
Oxford

# Sustainability Survey **REPORT 2022**



# CONTENTS

Introduction to the survey	2
Results Overview	3
Moving Forward	4
Index	5

# INTRODUCTION TO THE SURVEY

The first annual St John's Sustainability Survey came about as an action from our Sustainability Working Group, and our role as Staff and Student Engagement Representatives. The survey ran for three weeks across May and June 2022, and was open to academic and non-academic staff, and the entire student body.

Our aims for the survey were threefold:

1. Gauge participant's general attitudes towards the environment and sustainability
2. Learn more about participant's perception of St John's and awareness of the sustainability initiatives currently taking place in College
3. Give all members of our community an opportunity to voice their opinions and recommendations to the Working Group

The results of the survey have been passed on to the Sustainability Working Group and will inform our strategy and priorities moving forward. We hope to rerun the survey annually to measure the success of our sustainability engagement strategy.

In this paper we have provided a brief summary of the results and our planned next steps, as well as a breakdown of responses, available in the index.

Thank you to everyone who participated in the survey. If you would like to contact us directly to raise any questions surrounding sustainability at St John's, please contact us at [communications@sjc.ox.ac.uk](mailto:communications@sjc.ox.ac.uk), or via the sustainability contact form on our website, [www.sjc.ox.ac.uk](http://www.sjc.ox.ac.uk).

Sophie Cheesman and Charlotte Mapp  
Staff Sustainability Representatives

# RESULTS OVERVIEW

Generally, the survey shows that respondents **do care** about reducing their environmental footprint, but opinions on both their power to do so and the most effective ways of doing so varies between staff and students.

The most consistent critiques of St John's tend to relate to **waste management, heating and divestment**, and the most consistent praise surrounds **protecting biodiversity on site**. There is clearly an appetite for more communication around College's environmental initiatives.

## Behaviour: Staff responses

Staff generally feel that it is important to **save energy and reduce waste** and try to do so, but they **don't feel they have control** over saving energy and reducing waste. This indicates that staff do care about reducing their environmental footprint at work, but don't feel they have the power to do so individually.

The environmental actions staff most strongly disagree with the importance of is **reducing meat consumption** (26% not at all important) and **turning off computers** (24% not at all important).

## Behaviour: Student responses

Students generally feel that all environmentally friendly actions listed are **both important and easy**. The main outlier is **disposing of food waste separately**, which 42% said was either difficult or very difficult, **turning down the radiator**, which 32% said was either difficult or very difficult, and **reducing meat consumption**, which 30% marked as either difficult or very difficult.

The vast majority of students said they feel responsible for saving energy and reducing waste in College and they try to do so, but the majority of respondents (52% and 68% respectively) **did not feel control** over saving energy and reducing waste.

## Perceptions of St John's

We asked respondents to rate a series of statements on how St John's is performing environmentally by selecting either 'Strongly Agree', 'Agree', 'Disagree' or 'Strongly Disagree'.

The top 3 'agree', or positive categories, thought that St John's is:

1. **Protecting biodiversity on site** (77% strongly agree or agree)
2. **Offering enough vegetarian options at food outlets** (74% strongly agree or agree)
3. **Using water efficiently** (72% strongly agree or agree)

The top 3 'disagree', or negative categories, did not think that St John's is:

1. **Acting as a responsible investor** (59% strongly disagree or disagree, highest proportion of strongly disagree)
2. **Managing waste efficiently** (55% strongly disagree or disagree)
3. **Saving electricity** (55% strongly disagree or disagree)

Responses were generally mixed on awareness of sustainability initiatives in College, with the exception of **free Keep Cups for staff and students**, which 71% of people were very aware of.

# MOVING FORWARD

The responses will inform the actions of the Working Group moving forward. Here we have listed the immediate priorities for the Staff Sustainability Representatives; other issues will be addressed by relevant members of the Working Group.

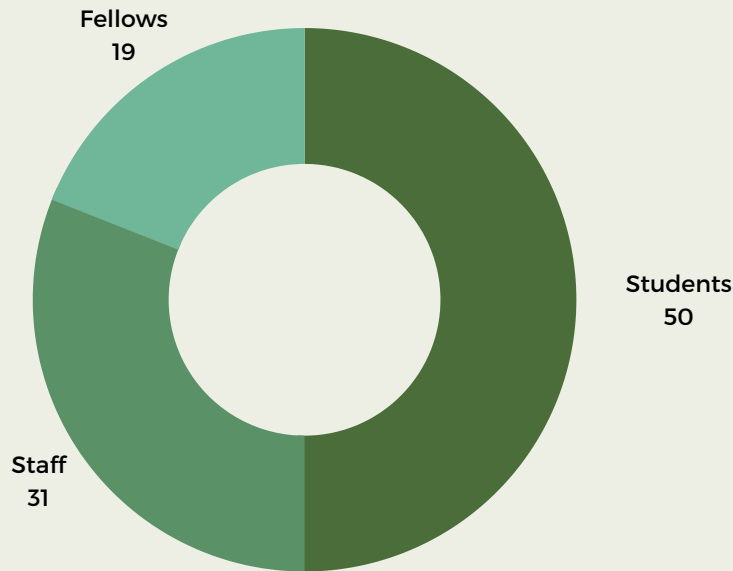
The Staff and Sustainability Representatives will:

1. Set up an **anonymous sustainability feedback form** on the College Intranet to encourage all members of the College community to contribute ideas and thoughts
2. Run a **recycling campaign** from Michaelmas 2022 to help staff and students become more informed on what they can and can't recycle
3. Begin a **monthly blog series** on the College website covering sustainability initiatives in College

# INDEX

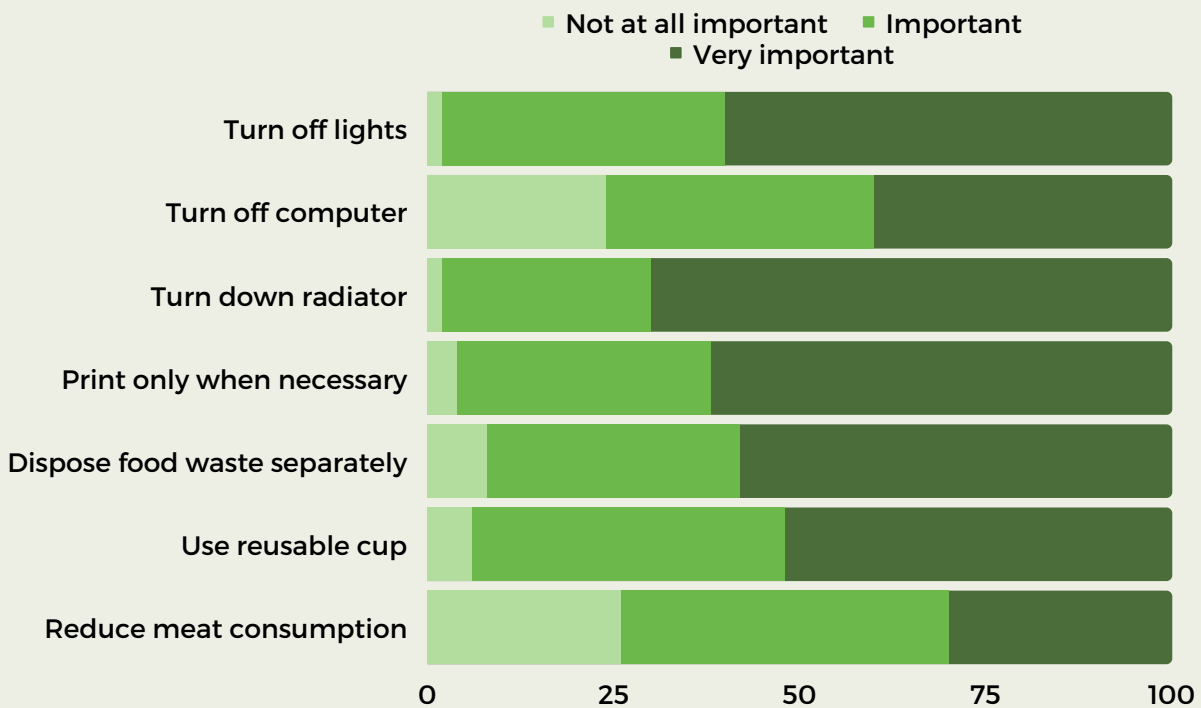
## Demographics

TOTAL RESPONSES: 100

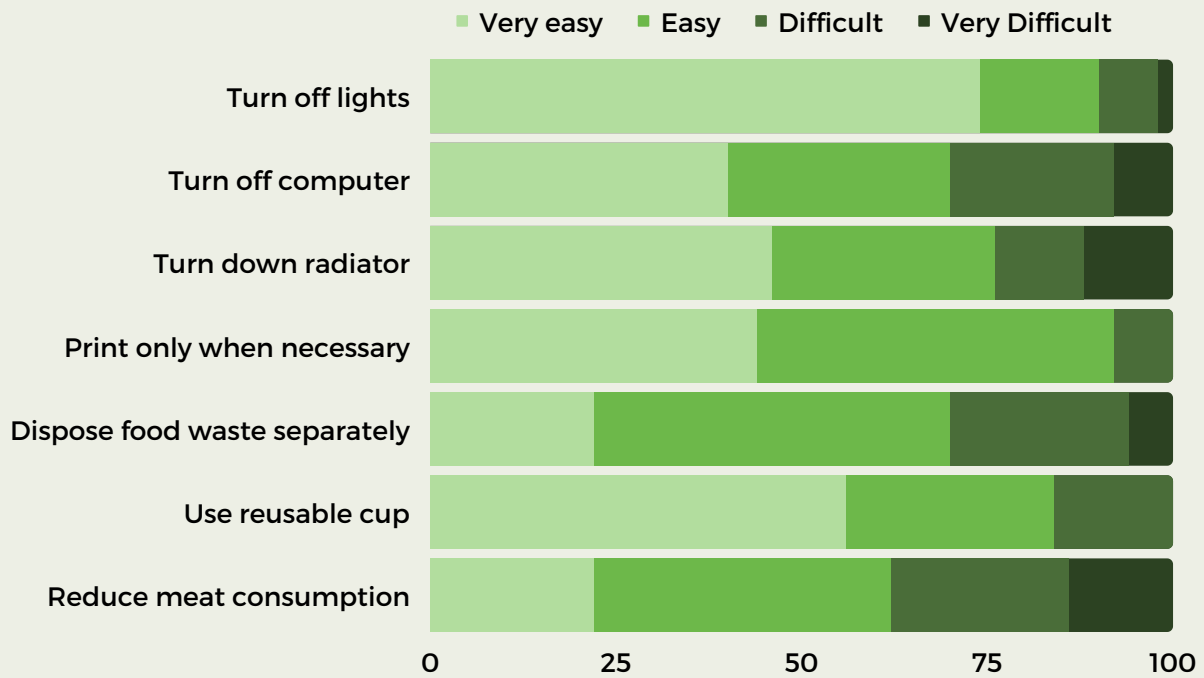


### Section 1: Academic and non-academic staff

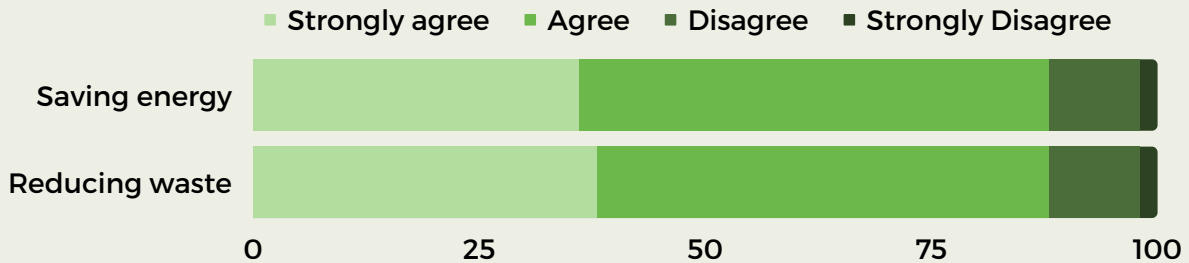
TO WHAT EXTENT DO YOU BELIEVE IT IS IMPORTANT TO...



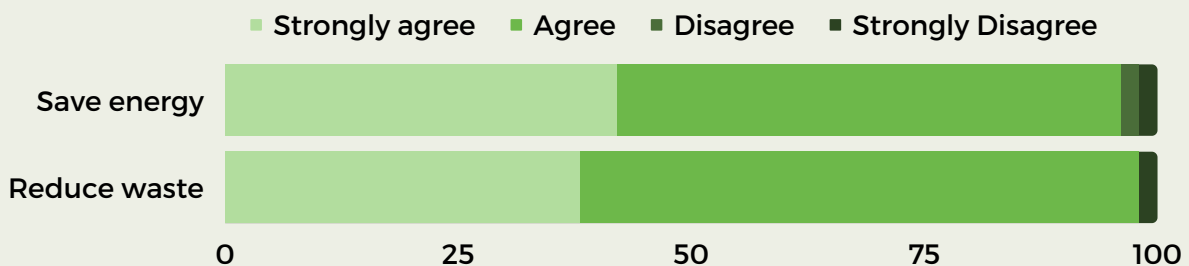
## TO WHAT EXTENT DO YOU BELIEVE IT IS DIFFICULT OR EASY TO...



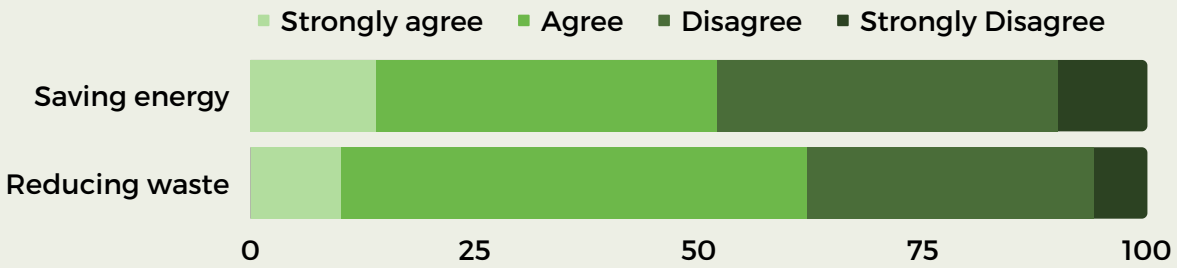
## AT MY WORKPLACE, I FEEL RESPONSIBLE FOR...



## AT MY WORKPLACE, I TRY TO...



## AT MY WORKPLACE, I FEEL CONTROL OVER...



**IF THERE ARE ANY OTHER SPECIFIC ACTIONS YOU TAKE TO REDUCE YOUR ENVIRONMENTAL FOOTPRINT WHICH WE HAVEN'T INCLUDED ON THE ABOVE LISTS, PLEASE MENTION THEM HERE.**

This question received 17 responses, the most common of which included:

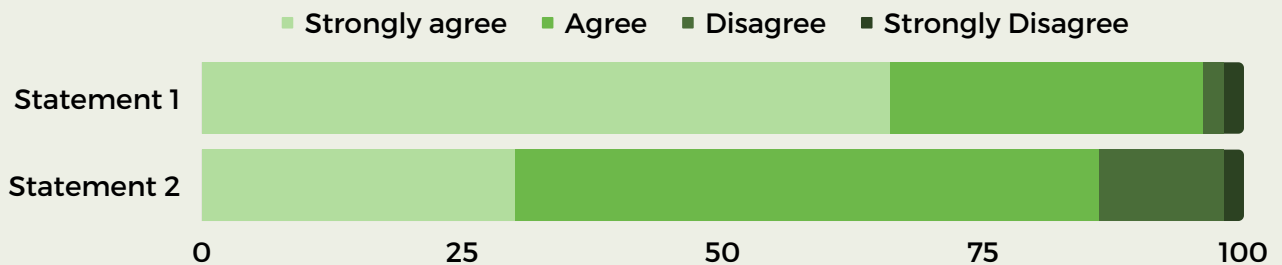
- Travel, inc cycling to work, using more public transport and flying less (7 responses)
- Reducing water waste (2 responses)
- Using seasonal and locally sourced ingredients when cooking (1 response)
- Using reusable cloths and wipes (1 response)

Some also used this space to make comments and suggestions, including:

- Difficulty turning computers off due to access when working remotely (3 responses)
- Difficulty knowing what to recycle (1 response)
- Requesting recycling points for batteries (1 response)

**TO WHAT EXTENT DO YOU AGREE OR DISAGREE WITH THE FOLLOWING STATEMENTS:**

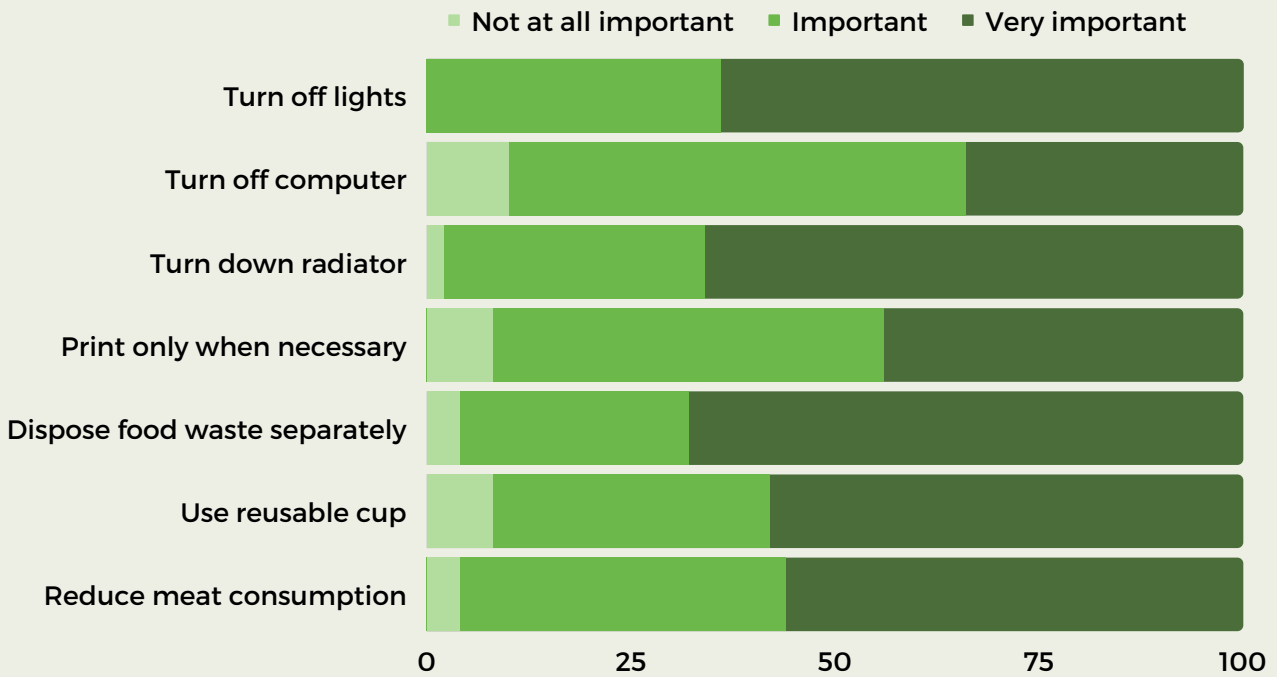
1. 'SUSTAINABILITY SHOULD BE A KEY CONSIDERATION FOR ALL UNIVERSITIES IN THE UK'
2. 'GOOD SUSTAINABILITY CREDENTIALS AT A COLLEGE MAKE THEM A MORE ATTRACTIVE PLACE TO WORK'



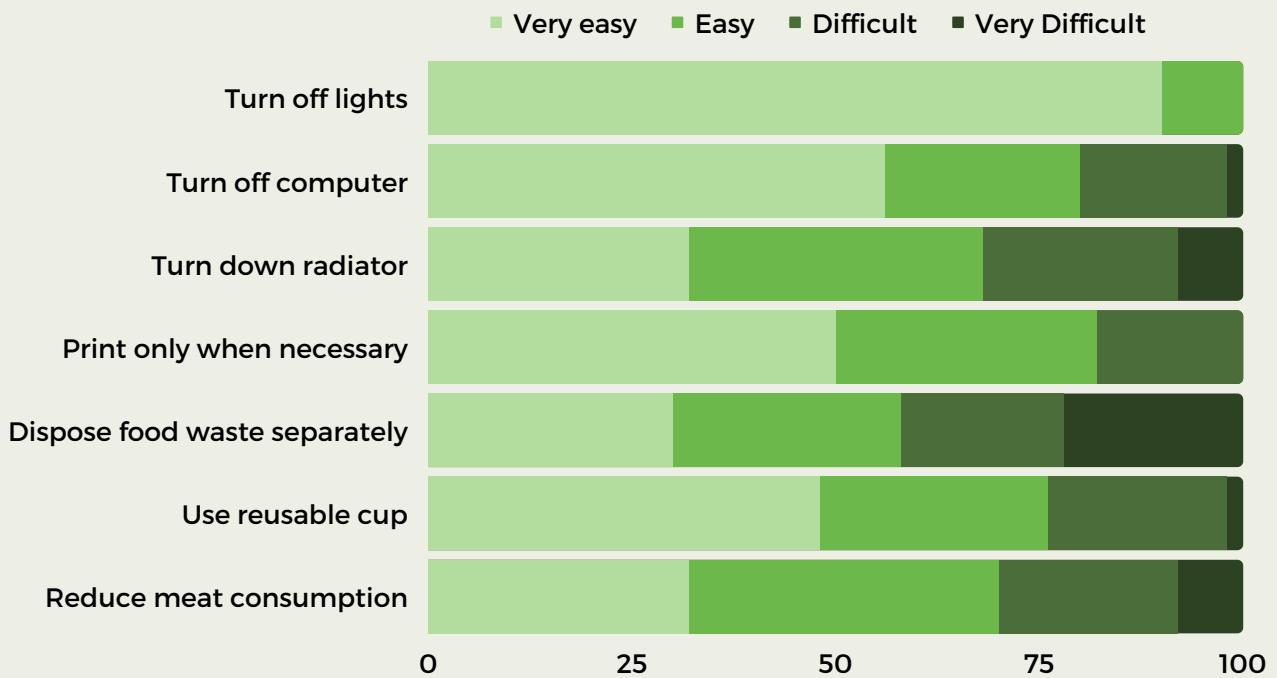


## Section 2: Students

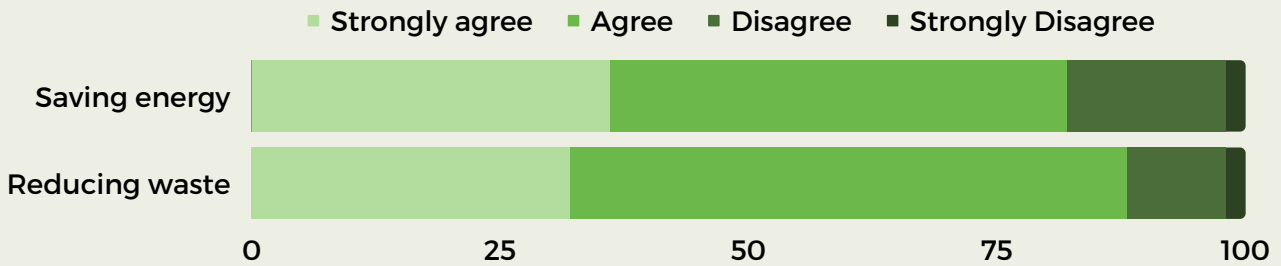
### TO WHAT EXTENT DO YOU BELIEVE IT IS IMPORTANT TO...



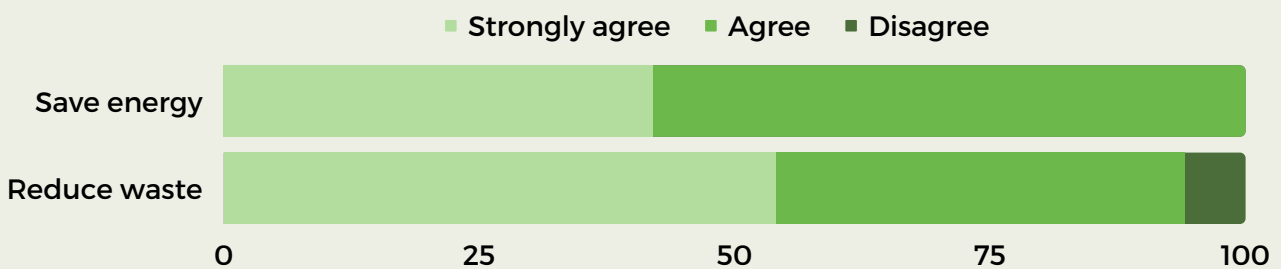
### TO WHAT EXTENT DO YOU BELIEVE IT IS DIFFICULT OR EASY TO...



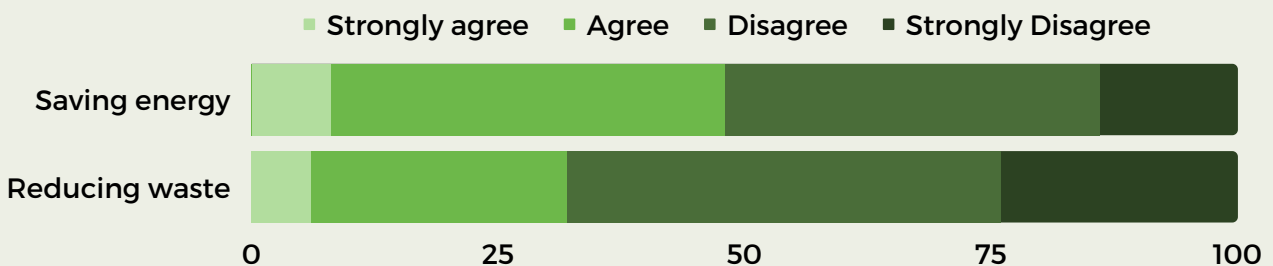
## AT COLLEGE, I FEEL RESPONSIBLE FOR...



## AT COLLEGE, I TRY TO...



## AT COLLEGE, I FEEL CONTROL OVER...

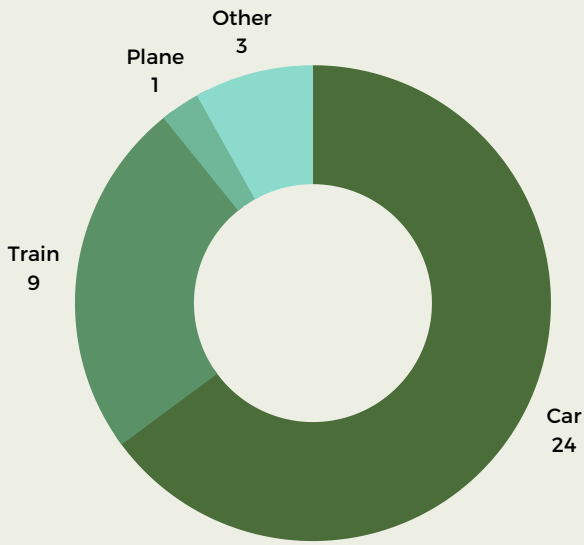


**IF THERE ARE ANY OTHER SPECIFIC ACTIONS YOU TAKE TO REDUCE YOUR ENVIRONMENTAL FOOTPRINT WHICH WE HAVEN'T INCLUDED ON THE ABOVE LISTS, PLEASE MENTION THEM HERE.**

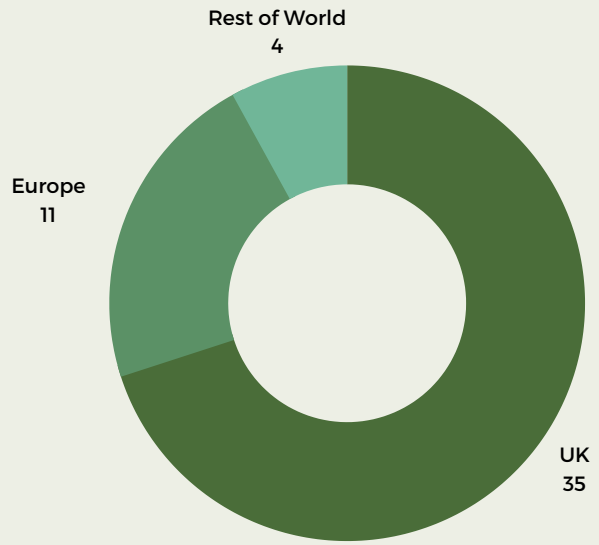
This question received 17 responses, the most common of which included:

- Travel, inc cycling to work, using more public transport and flying less (7 responses)
- Buying only second hand clothes (3 responses)
- Reducing food waste (4 responses)
- Changing eating habits, e.g. reducing meat and dairy consumption (3 responses)
- Reducing printing and paper usage (4 responses)

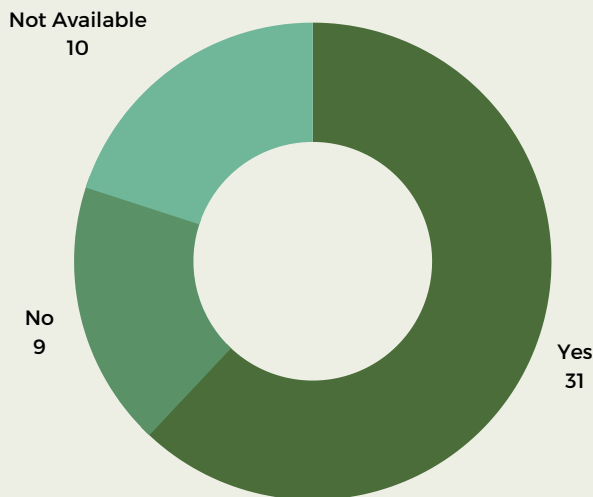
**HOW DO YOU COMMUTE TO AND FROM COLLEGE AT THE BEGINNING AND END OF THE TERM?**



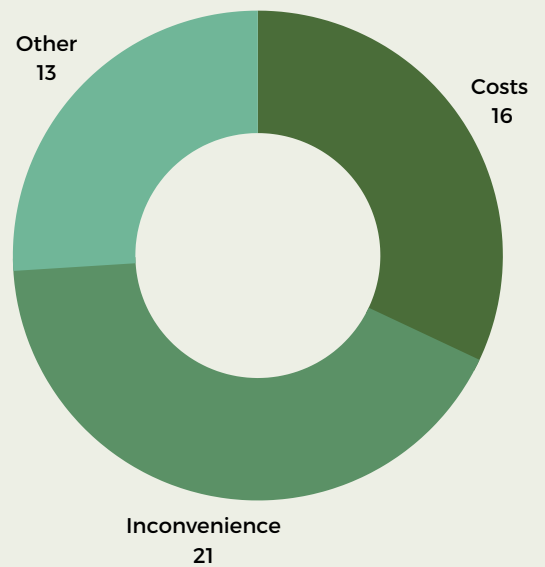
**FROM WHICH AREA DO YOU COMMUTE TO COLLEGE?**



**WOULD YOU CHOOSE A LOWER CARBON TRAVEL SOLUTION IF AVAILABLE (E.G. RAIL OVER FLYING)?**

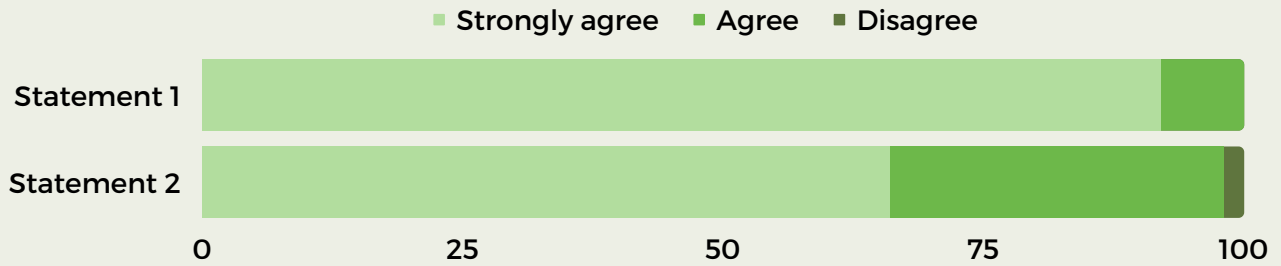


**WHAT ARE THE OBSTACLES TO SWITCHING TO LOWER CARBON LEVEL?**



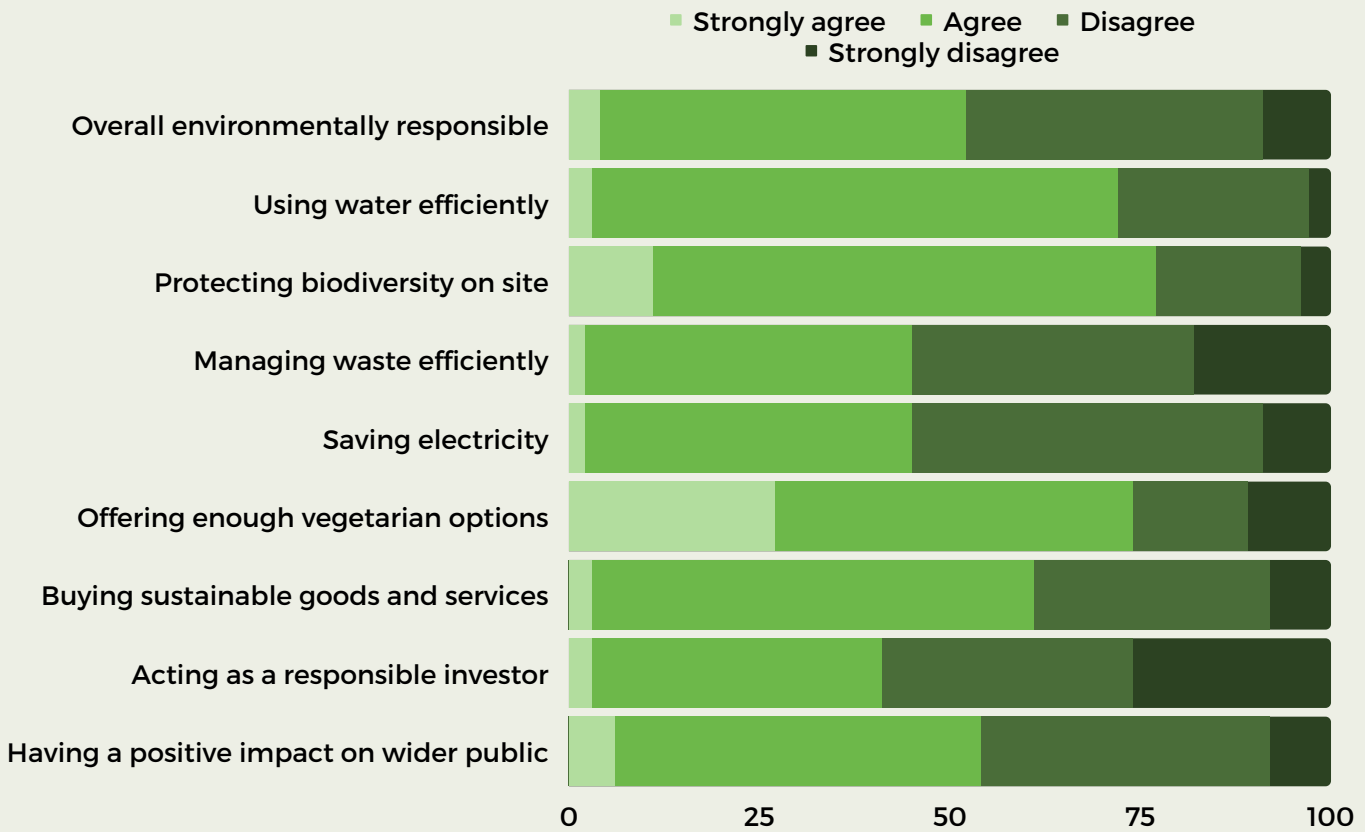
**TO WHAT EXTENT DO YOU AGREE OR DISAGREE WITH THE FOLLOWING STATEMENTS:**

- 1. 'SUSTAINABILITY SHOULD BE A KEY CONSIDERATION FOR ALL UNIVERSITIES IN THE UK'**
- 2. 'GOOD SUSTAINABILITY CREDENTIALS AT A COLLEGE MAKE THEM A MORE ATTRACTIVE PLACE TO STUDY'**

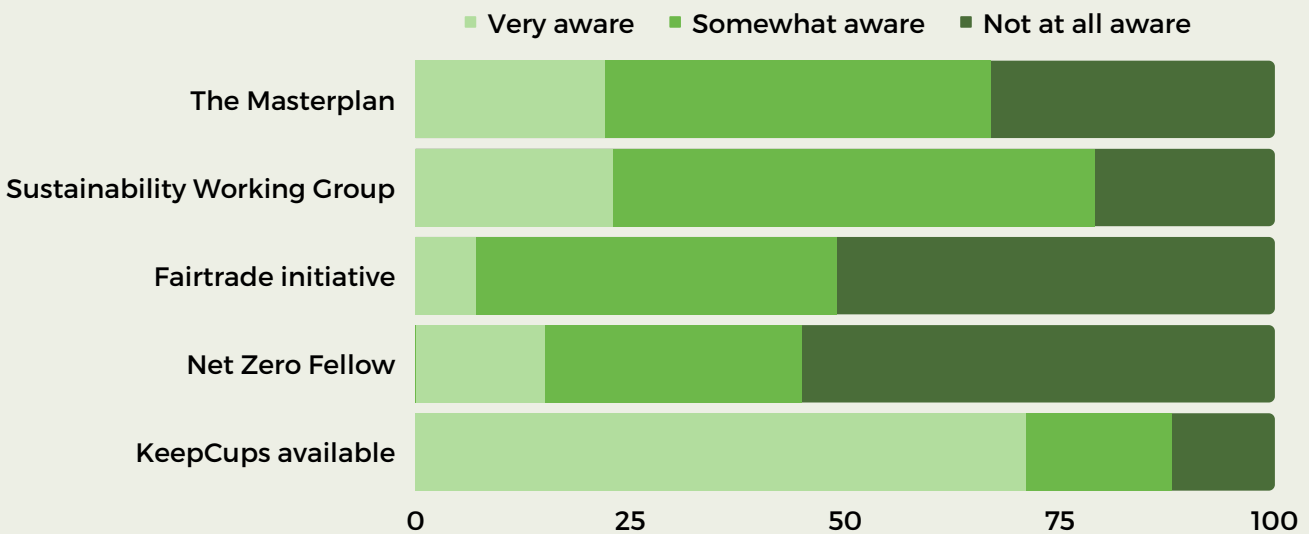


## Section 3: All participants

### I BELIEVE THAT ST JOHN'S IS....

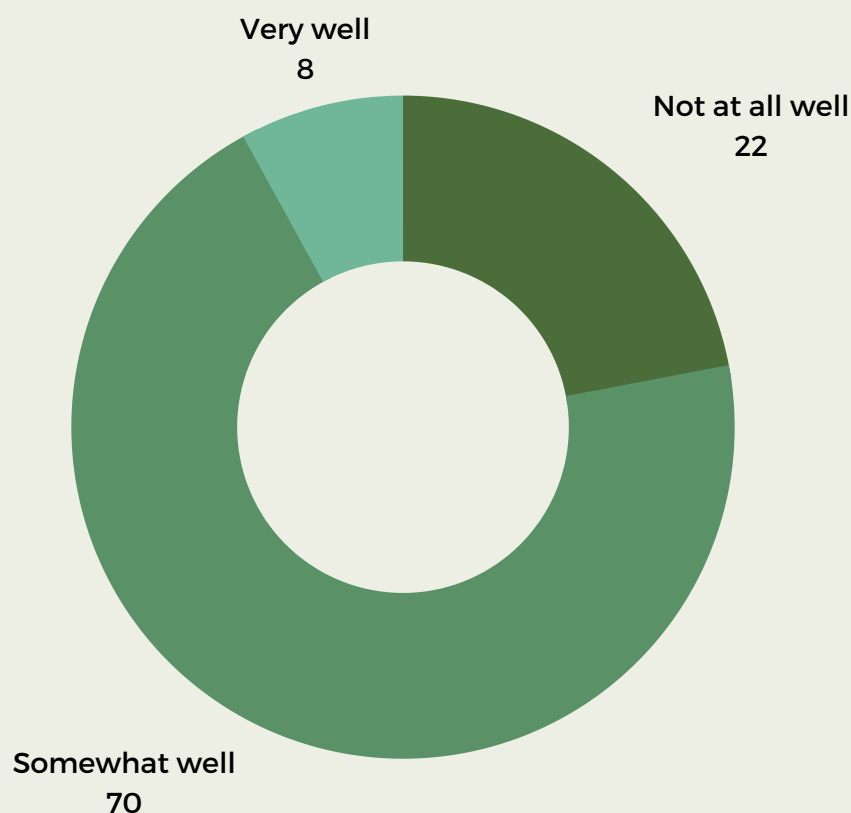


### HOW AWARE ARE YOU OF THE FOLLOWING SUSTAINABILITY INITIATIVES TAKING PLACE IN COLLEGE?



## Section 3: All participants

### HOW WELL DO YOU THINK ST JOHN'S IS DOING COMPARED TO OTHER OXFORD COLLEGES?



### PLEASE USE THIS SPACE TO LEAVE ANY FURTHER COMMENTS OR SUGGESTIONS FOR ACTIONS YOU WOULD LIKE THE WORKING GROUP TO CONSIDER.

This question received 37 responses, including several suggestions about improving the layout of the survey. The most common questions and recommendations included:

- Food waste (10)
- The College's divestment strategy (7)
- Recycling (7)
- Increased communication about sustainability matters (6)
- Heating and insulation (4)
- Quantity and quality of vegetarian options (3)